



# Storm System Cat 2 Oil Semi-Transparent Clear Base 20095

## ICP Construction

Version No: 2.3

Safety Data Sheet according to OSHA HazCom Standard (2012) requirements

Issue Date: 03/16/2017

Print Date: 03/16/2017

S.GHS.USA.EN

## SECTION 1 IDENTIFICATION

### Product Identifier

Product name	Storm System Cat 2 Oil Semi-Transparent Clear Base 20095
Synonyms	Not Available
Proper shipping name	Petroleum distillates, n.o.s. or Petroleum products, n.o.s.
Other means of identification	Not Available

### Recommended use of the chemical and restrictions on use

Relevant identified uses	Exterior finish for use over wood surfaces.
--------------------------	---

### Name, address, and telephone number of the chemical manufacturer, importer, or other responsible party

Registered company name	ICP Construction
Address	150 Dascomb Road Massachusetts Andover United States
Telephone	978-623-9980
Fax	Not Available
Website	Not Available
Email	Not Available

### Emergency phone number


Association / Organisation	Chemtel
Emergency telephone numbers	1-800-255-3924
Other emergency telephone numbers	1-813-248-0585

## SECTION 2 HAZARD(S) IDENTIFICATION

### Classification of the substance or mixture

Classification	Aspiration Hazard Category 1, Flammable Liquid Category 3
----------------	---

### Label elements

GHS label elements	
--------------------	---

SIGNAL WORD	<b>DANGER</b>
-------------	---------------

### Hazard statement(s)

H304	May be fatal if swallowed and enters airways.
H226	Flammable liquid and vapour.

### Hazard(s) not otherwise specified

Not Applicable

### Precautionary statement(s) Prevention

P210	Keep away from heat/sparks/open flames/hot surfaces. - No smoking.
P233	Keep container tightly closed.

Continued...

P240	Ground/bond container and receiving equipment.
------	--

**Precautionary statement(s) Response**

P301+P310	IF SWALLOWED: Immediately call a POISON CENTER or doctor/physician.
P331	Do NOT induce vomiting.
P370+P378	In case of fire: Use alcohol resistant foam or normal protein foam for extinction.

**Precautionary statement(s) Storage**

P403+P235	Store in a well-ventilated place. Keep cool.
P405	Store locked up.

**Precautionary statement(s) Disposal**

P501	Dispose of contents/container in accordance with local regulations.
------	---

**SECTION 3 COMPOSITION / INFORMATION ON INGREDIENTS****Substances**

See section below for composition of Mixtures

**Mixtures**

CAS No	%[weight]	Name
64742-47-8.	10-40	C14-20 aliphatics (<=2% aromatics)

**SECTION 4 FIRST-AID MEASURES****Description of first aid measures**

<b>Eye Contact</b>	<p>If this product comes in contact with the eyes:</p> <ul style="list-style-type: none"> <li>▶ Wash out immediately with fresh running water.</li> <li>▶ Ensure complete irrigation of the eye by keeping eyelids apart and away from eye and moving the eyelids by occasionally lifting the upper and lower lids.</li> <li>▶ Seek medical attention without delay; if pain persists or recurs seek medical attention.</li> <li>▶ Removal of contact lenses after an eye injury should only be undertaken by skilled personnel.</li> </ul>
<b>Skin Contact</b>	<p>If skin or hair contact occurs:</p> <ul style="list-style-type: none"> <li>▶ Flush skin and hair with running water (and soap if available).</li> <li>▶ Seek medical attention in event of irritation.</li> </ul>
<b>Inhalation</b>	<ul style="list-style-type: none"> <li>▶ If fumes or combustion products are inhaled remove from contaminated area.</li> <li>▶ Lay patient down. Keep warm and rested.</li> <li>▶ Prostheses such as false teeth, which may block airway, should be removed, where possible, prior to initiating first aid procedures.</li> <li>▶ Apply artificial respiration if not breathing, preferably with a demand valve resuscitator, bag-valve mask device, or pocket mask as trained. Perform CPR if necessary.</li> <li>▶ Transport to hospital, or doctor.</li> </ul>
<b>Ingestion</b>	<ul style="list-style-type: none"> <li>▶ <b>If swallowed do NOT induce vomiting.</b></li> <li>▶ If vomiting occurs, lean patient forward or place on left side (head-down position, if possible) to maintain open airway and prevent aspiration.</li> <li>▶ Observe the patient carefully.</li> <li>▶ Never give liquid to a person showing signs of being sleepy or with reduced awareness; i.e. becoming unconscious.</li> <li>▶ Give water to rinse out mouth, then provide liquid slowly and as much as casualty can comfortably drink.</li> <li>▶ Seek medical advice.</li> <li>▶ Avoid giving milk or oils.</li> <li>▶ Avoid giving alcohol.</li> <li>▶ If spontaneous vomiting appears imminent or occurs, hold patient's head down, lower than their hips to help avoid possible aspiration of vomitus.</li> </ul>

**Most important symptoms and effects, both acute and delayed**

See Section 11

**Indication of any immediate medical attention and special treatment needed**

For acute or short term repeated exposures to petroleum distillates or related hydrocarbons:

- ▶ Primary threat to life, from pure petroleum distillate ingestion and/or inhalation, is respiratory failure.
- ▶ Patients should be quickly evaluated for signs of respiratory distress (e.g. cyanosis, tachypnoea, intercostal retraction, obtundation) and given oxygen. Patients with inadequate tidal volumes or poor arterial blood gases (pO<sub>2</sub> 50 mm Hg) should be intubated.
- ▶ Arrhythmias complicate some hydrocarbon ingestion and/or inhalation and electrocardiographic evidence of myocardial injury has been reported; intravenous lines and cardiac monitors should be established in obviously symptomatic patients. The lungs excrete inhaled solvents, so that hyperventilation improves clearance.
- ▶ A chest x-ray should be taken immediately after stabilisation of breathing and circulation to document aspiration and detect the presence of pneumothorax.
- ▶ Epinephrine (adrenalin) is not recommended for treatment of bronchospasm because of potential myocardial sensitisation to catecholamines. Inhaled cardioselective bronchodilators (e.g. Alupent, Salbutamol) are the preferred agents, with aminophylline a second choice.
- ▶ Lavage is indicated in patients who require decontamination; ensure use of cuffed endotracheal tube in adult patients. [Ellenhorn and Barceloux: Medical Toxicology]

Any material aspirated during vomiting may produce lung injury. Therefore emesis should not be induced mechanically or pharmacologically. Mechanical means should be used if it is considered necessary to evacuate the stomach contents; these include gastric lavage after endotracheal intubation. If spontaneous vomiting has occurred after ingestion, the patient should be monitored for difficult breathing, as adverse effects of aspiration into the lungs may be delayed up to 48 hours. Treat symptomatically.

**SECTION 5 FIRE-FIGHTING MEASURES**

**Extinguishing media****Special hazards arising from the substrate or mixture**

<b>Fire Incompatibility</b>	<ul style="list-style-type: none"> <li>▶ Avoid contamination with oxidising agents i.e. nitrates, oxidising acids, chlorine bleaches, pool chlorine etc. as ignition may result</li> </ul>
-----------------------------	--

**Special protective equipment and precautions for fire-fighters**

<b>Fire Fighting</b>	
<b>Fire/Explosion Hazard</b>	<ul style="list-style-type: none"> <li>▶ Liquid and vapour are flammable.</li> <li>▶ Moderate fire hazard when exposed to heat or flame.</li> <li>▶ Vapour forms an explosive mixture with air.</li> <li>▶ Moderate explosion hazard when exposed to heat or flame.</li> <li>▶ Vapour may travel a considerable distance to source of ignition.</li> <li>▶ Heating may cause expansion or decomposition leading to violent rupture of containers.</li> <li>▶ On combustion, may emit toxic fumes of carbon monoxide (CO).</li> </ul> <p>Combustion products include: carbon monoxide (CO) carbon dioxide (CO<sub>2</sub>) other pyrolysis products typical of burning organic material.</p>

**SECTION 6 ACCIDENTAL RELEASE MEASURES****Personal precautions, protective equipment and emergency procedures**

See section 8

**Environmental precautions**

See section 12

**Methods and material for containment and cleaning up**

<b>Minor Spills</b>	<ul style="list-style-type: none"> <li>▶ Remove all ignition sources.</li> <li>▶ Clean up all spills immediately.</li> <li>▶ Avoid breathing vapours and contact with skin and eyes.</li> <li>▶ Control personal contact with the substance, by using protective equipment.</li> <li>▶ Contain and absorb small quantities with vermiculite or other absorbent material.</li> <li>▶ Wipe up.</li> <li>▶ Collect residues in a flammable waste container.</li> </ul>
<b>Major Spills</b>	<ul style="list-style-type: none"> <li>▶ Clear area of personnel and move upwind.</li> <li>▶ Alert Fire Brigade and tell them location and nature of hazard.</li> <li>▶ Wear breathing apparatus plus protective gloves.</li> <li>▶ Prevent, by any means available, spillage from entering drains or water course.</li> <li>▶ Stop leak if safe to do so.</li> <li>▶ Contain spill with sand, earth or vermiculite.</li> <li>▶ Collect recoverable product into labelled containers for recycling.</li> <li>▶ Neutralise/decontaminate residue (see Section 13 for specific agent).</li> <li>▶ Collect solid residues and seal in labelled drums for disposal.</li> <li>▶ Wash area and prevent runoff into drains.</li> <li>▶ After clean up operations, decontaminate and launder all protective clothing and equipment before storing and re-using.</li> <li>▶ If contamination of drains or waterways occurs, advise emergency services.</li> </ul>

Personal Protective Equipment advice is contained in Section 8 of the SDS.

**SECTION 7 HANDLING AND STORAGE****Precautions for safe handling**

<b>Safe handling</b>	<p>The conductivity of this material may make it a static accumulator. A liquid is typically considered nonconductive if its conductivity is below 100 pS/m and is considered semi-conductive if its conductivity is below 10 000 pS/m. Whether a liquid is nonconductive or semi-conductive, the precautions are the same. A number of factors, for example liquid temperature, presence of contaminants, and anti-static additives can greatly influence the conductivity of a liquid. Even with proper grounding and bonding, this material can still accumulate an electrostatic charge. If sufficient charge is allowed to accumulate, electrostatic discharge and ignition of flammable air-vapour mixtures can occur.</p> <ul style="list-style-type: none"> <li>▶ Containers, even those that have been emptied, may contain explosive vapours.</li> <li>▶ Do NOT cut, drill, grind, weld or perform similar operations on or near containers.</li> <li>▶ Electrostatic discharge may be generated during pumping - this may result in fire.</li> <li>▶ Ensure electrical continuity by bonding and grounding (earthing) all equipment.</li> <li>▶ Restrict line velocity during pumping in order to avoid generation of electrostatic discharge (<math>\leq 1</math> m/sec until fill pipe submerged to twice its diameter, then <math>\leq 7</math> m/sec).</li> <li>▶ Avoid splash filling.</li> <li>▶ Do NOT use compressed air for filling discharging or handling operations.</li> <li>▶ Avoid all personal contact, including inhalation.</li> <li>▶ Wear protective clothing when risk of overexposure occurs.</li> <li>▶ Use in a well-ventilated area.</li> <li>▶ Prevent concentration in hollows and sumps.</li> <li>▶ <b>DO NOT enter confined spaces until atmosphere has been checked.</b></li> <li>▶ Avoid smoking, naked lights or ignition sources.</li> <li>▶ Avoid generation of static electricity.</li> <li>▶ <b>DO NOT use plastic buckets.</b></li> <li>▶ Earth all lines and equipment.</li> <li>▶ Use spark-free tools when handling.</li> <li>▶ Avoid contact with incompatible materials.</li> <li>▶ <b>When handling, DO NOT eat, drink or smoke.</b></li> <li>▶ Keep containers securely sealed when not in use.</li> </ul>
----------------------	---

## Storm System Cat 2 Oil Semi-Transparent Clear Base 20095

	<ul style="list-style-type: none"> <li>▶ Avoid physical damage to containers.</li> <li>▶ Always wash hands with soap and water after handling.</li> <li>▶ Work clothes should be laundered separately.</li> <li>▶ Use good occupational work practice.</li> <li>▶ Observe manufacturer's storage and handling recommendations contained within this SDS.</li> <li>▶ Atmosphere should be regularly checked against established exposure standards to ensure safe working conditions.</li> </ul>
<b>Other information</b>	<ul style="list-style-type: none"> <li>▶ Store in original containers in approved flammable liquid storage area.</li> <li>▶ Store away from incompatible materials in a cool, dry, well-ventilated area.</li> <li>▶ <b>DO NOT store in pits, depressions, basements or areas where vapours may be trapped.</b></li> <li>▶ No smoking, naked lights, heat or ignition sources.</li> <li>▶ Storage areas should be clearly identified, well illuminated, clear of obstruction and accessible only to trained and authorised personnel - adequate security must be provided so that unauthorised personnel do not have access.</li> <li>▶ Store according to applicable regulations for flammable materials for storage tanks, containers, piping, buildings, rooms, cabinets, allowable quantities and minimum storage distances.</li> <li>▶ Use non-sparking ventilation systems, approved explosion proof equipment and intrinsically safe electrical systems.</li> <li>▶ Have appropriate extinguishing capability in storage area (e.g. portable fire extinguishers - dry chemical, foam or carbon dioxide) and flammable gas detectors.</li> <li>▶ Keep adsorbents for leaks and spills readily available.</li> <li>▶ Protect containers against physical damage and check regularly for leaks.</li> <li>▶ Observe manufacturer's storage and handling recommendations contained within this SDS.</li> </ul> <p>In addition, for tank storages (where appropriate):</p> <ul style="list-style-type: none"> <li>▶ Store in grounded, properly designed and approved vessels and away from incompatible materials.</li> <li>▶ For bulk storages, consider use of floating roof or nitrogen blanketed vessels; where venting to atmosphere is possible, equip storage tank vents with flame arrestors; inspect tank vents during winter conditions for vapour/ ice build-up.</li> <li>▶ Storage tanks should be above ground and diked to hold entire contents.</li> </ul>

**Conditions for safe storage, including any incompatibilities**

<b>Suitable container</b>	<ul style="list-style-type: none"> <li>▶ Packing as supplied by manufacturer.</li> <li>▶ Plastic containers may only be used if approved for flammable liquid.</li> <li>▶ Check that containers are clearly labelled and free from leaks.</li> <li>▶ For low viscosity materials (i) : Drums and jerry cans must be of the non-removable head type. (ii) : Where a can is to be used as an inner package, the can must have a screwed enclosure.</li> <li>▶ For materials with a viscosity of at least 2680 cSt. (23 deg. C)</li> <li>▶ For manufactured product having a viscosity of at least 250 cSt. (23 deg. C)</li> <li>▶ Manufactured product that requires stirring before use and having a viscosity of at least 20 cSt (25 deg. C): (i) Removable head packaging; (ii) Cans with friction closures and (iii) low pressure tubes and cartridges may be used.</li> <li>▶ Where combination packages are used, and the inner packages are of glass, there must be sufficient inert cushioning material in contact with inner and outer packages</li> <li>▶ In addition, where inner packagings are glass and contain liquids of packing group I there must be sufficient inert absorbent to absorb any spillage, unless the outer packaging is a close fitting moulded plastic box and the substances are not incompatible with the plastic.</li> </ul>
<b>Storage incompatibility</b>	<ul style="list-style-type: none"> <li>▶ Avoid reaction with oxidising agents</li> </ul>

**SECTION 8 EXPOSURE CONTROLS / PERSONAL PROTECTION****Control parameters****OCCUPATIONAL EXPOSURE LIMITS (OEL)****INGREDIENT DATA**


Source	Ingredient	Material name	TWA	STEL	Peak	Notes
US OSHA Permissible Exposure Levels (PELs) - Table Z1	C14-20 aliphatics (<=2% aromatics)	Oil mist, mineral	5 mg/m3	Not Available	Not Available	Not Available
US ACGIH Threshold Limit Values (TLV)	C14-20 aliphatics (<=2% aromatics)	Mineral oil, excluding metal working fluids - Pure, highly and severely refined / Mineral oil, excluding metal working fluids - Poorly and mildly refined	5 mg/m3	Not Available	Not Available	TLV@ Basis: URT irr
US NIOSH Recommended Exposure Limits (RELs)	C14-20 aliphatics (<=2% aromatics)	Heavy mineral oil mist, Paraffin oil mist, White mineral oil mist	5 mg/m3	10 mg/m3	Not Available	Not Available

**EMERGENCY LIMITS**

Ingredient	Material name	TEEL-1	TEEL-2	TEEL-3
Storm System Cat 2 Oil Semi-Transparent Clear Base 20095	Not Available	Not Available	Not Available	Not Available
Ingredient	Original IDLH	Revised IDLH		
C14-20 aliphatics (<=2% aromatics)	Not Available	Not Available		

**Exposure controls**

<b>Appropriate engineering controls</b>	<p>Engineering controls are used to remove a hazard or place a barrier between the worker and the hazard. Well-designed engineering controls can be highly effective in protecting workers and will typically be independent of worker interactions to provide this high level of protection.</p> <p>The basic types of engineering controls are:</p> <p>Process controls which involve changing the way a job activity or process is done to reduce the risk.</p> <p>Enclosure and/or isolation of emission source which keeps a selected hazard "physically" away from the worker and ventilation that strategically "adds" and "removes" air in the work environment. Ventilation can remove or dilute an air contaminant if designed properly. The design of a ventilation system must match the particular process and chemical or contaminant in use.</p> <p>Employers may need to use multiple types of controls to prevent employee overexposure.</p> <p>For flammable liquids and flammable gases, local exhaust ventilation or a process enclosure ventilation system may be required. Ventilation equipment should</p>
---	---

	<p>be explosion-resistant.</p> <p>Air contaminants generated in the workplace possess varying "escape" velocities which, in turn, determine the "capture velocities" of fresh circulating air required to effectively remove the contaminant.</p> <table border="1"> <tr> <td>Type of Contaminant:</td> <td>Air Speed:</td> </tr> <tr> <td>solvent, vapours, degreasing etc., evaporating from tank (in still air).</td> <td>0.25-0.5 m/s (50-100 f/min.)</td> </tr> <tr> <td>aerosols, fumes from pouring operations, intermittent container filling, low speed conveyer transfers, welding, spray drift, plating acid fumes, pickling (released at low velocity into zone of active generation)</td> <td>0.5-1 m/s (100-200 f/min.)</td> </tr> <tr> <td>direct spray, spray painting in shallow booths, drum filling, conveyer loading, crusher dusts, gas discharge (active generation into zone of rapid air motion)</td> <td>1-2.5 m/s (200-500 f/min.)</td> </tr> </table> <p>Within each range the appropriate value depends on:</p> <table border="1"> <tr> <td>Lower end of the range</td> <td>Upper end of the range</td> </tr> <tr> <td>1: Room air currents minimal or favourable to capture</td> <td>1: Disturbing room air currents</td> </tr> <tr> <td>2: Contaminants of low toxicity or of nuisance value only.</td> <td>2: Contaminants of high toxicity</td> </tr> <tr> <td>3: Intermittent, low production.</td> <td>3: High production, heavy use</td> </tr> <tr> <td>4: Large hood or large air mass in motion</td> <td>4: Small hood-local control only</td> </tr> </table> <p>Simple theory shows that air velocity falls rapidly with distance away from the opening of a simple extraction pipe. Velocity generally decreases with the square of distance from the extraction point (in simple cases). Therefore the air speed at the extraction point should be adjusted, accordingly, after reference to distance from the contaminating source. The air velocity at the extraction fan, for example, should be a minimum of 1-2 m/s (200-400 f/min.) for extraction of solvents generated in a tank 2 meters distant from the extraction point. Other mechanical considerations, producing performance deficits within the extraction apparatus, make it essential that theoretical air velocities are multiplied by factors of 10 or more when extraction systems are installed or used.</p>	Type of Contaminant:	Air Speed:	solvent, vapours, degreasing etc., evaporating from tank (in still air).	0.25-0.5 m/s (50-100 f/min.)	aerosols, fumes from pouring operations, intermittent container filling, low speed conveyer transfers, welding, spray drift, plating acid fumes, pickling (released at low velocity into zone of active generation)	0.5-1 m/s (100-200 f/min.)	direct spray, spray painting in shallow booths, drum filling, conveyer loading, crusher dusts, gas discharge (active generation into zone of rapid air motion)	1-2.5 m/s (200-500 f/min.)	Lower end of the range	Upper end of the range	1: Room air currents minimal or favourable to capture	1: Disturbing room air currents	2: Contaminants of low toxicity or of nuisance value only.	2: Contaminants of high toxicity	3: Intermittent, low production.	3: High production, heavy use	4: Large hood or large air mass in motion	4: Small hood-local control only
Type of Contaminant:	Air Speed:																		
solvent, vapours, degreasing etc., evaporating from tank (in still air).	0.25-0.5 m/s (50-100 f/min.)																		
aerosols, fumes from pouring operations, intermittent container filling, low speed conveyer transfers, welding, spray drift, plating acid fumes, pickling (released at low velocity into zone of active generation)	0.5-1 m/s (100-200 f/min.)																		
direct spray, spray painting in shallow booths, drum filling, conveyer loading, crusher dusts, gas discharge (active generation into zone of rapid air motion)	1-2.5 m/s (200-500 f/min.)																		
Lower end of the range	Upper end of the range																		
1: Room air currents minimal or favourable to capture	1: Disturbing room air currents																		
2: Contaminants of low toxicity or of nuisance value only.	2: Contaminants of high toxicity																		
3: Intermittent, low production.	3: High production, heavy use																		
4: Large hood or large air mass in motion	4: Small hood-local control only																		
<b>Personal protection</b>																			
<b>Eye and face protection</b>	<ul style="list-style-type: none"> <li>▶ Safety glasses with side shields.</li> <li>▶ Chemical goggles.</li> <li>▶ Contact lenses may pose a special hazard; soft contact lenses may absorb and concentrate irritants. A written policy document, describing the wearing of lenses or restrictions on use, should be created for each workplace or task. This should include a review of lens absorption and adsorption for the class of chemicals in use and an account of injury experience. Medical and first-aid personnel should be trained in their removal and suitable equipment should be readily available. In the event of chemical exposure, begin eye irrigation immediately and remove contact lens as soon as practicable. Lens should be removed at the first signs of eye redness or irritation - lens should be removed in a clean environment only after workers have washed hands thoroughly. [CDC NIOSH Current Intelligence Bulletin 59], [AS/NZS 1336 or national equivalent]</li> </ul>																		
<b>Skin protection</b>	See Hand protection below																		
<b>Hands/feet protection</b>	<ul style="list-style-type: none"> <li>▶ Wear chemical protective gloves, e.g. PVC.</li> <li>▶ Wear safety footwear or safety gumboots, e.g. Rubber</li> </ul>																		
<b>Body protection</b>	See Other protection below																		
<b>Other protection</b>	<ul style="list-style-type: none"> <li>▶ Overalls.</li> <li>▶ PVC Apron.</li> <li>▶ PVC protective suit may be required if exposure severe.</li> <li>▶ Eyewash unit.</li> <li>▶ Ensure there is ready access to a safety shower. <ul style="list-style-type: none"> <li>• Some plastic personal protective equipment (PPE) (e.g. gloves, aprons, overshoes) are not recommended as they may produce static electricity.</li> <li>• For large scale or continuous use wear tight-weave non-static clothing (no metallic fasteners, cuffs or pockets).</li> <li>• Non sparking safety or conductive footwear should be considered. Conductive footwear describes a boot or shoe with a sole made from a conductive compound chemically bound to the bottom components, for permanent control to electrically ground the foot an shall dissipate static electricity from the body to reduce the possibility of ignition of volatile compounds. Electrical resistance must range between 0 to 500,000 ohms. Conductive shoes should be stored in lockers close to the room in which they are worn. Personnel who have been issued conductive footwear should not wear them from their place of work to their homes and return.</li> </ul> </li> </ul>																		
<b>Thermal hazards</b>	Not Available																		

**Respiratory protection**

Type A Filter of sufficient capacity (AS/NZS 1716 &amp; 1715, EN 143:2000 &amp; 149:2001, ANSI Z88 or national equivalent)

**SECTION 9 PHYSICAL AND CHEMICAL PROPERTIES****Information on basic physical and chemical properties**

Appearance	Text		
<b>Physical state</b>	Liquid	<b>Relative density (Water = 1)</b>	Not Available
<b>Odour</b>	Not Available	<b>Partition coefficient n-octanol / water</b>	Not Available
<b>Odour threshold</b>	Not Available	<b>Auto-ignition temperature (°C)</b>	Not Available
<b>pH (as supplied)</b>	Not Available	<b>Decomposition temperature</b>	Not Available

Melting point / freezing point (°C)	Not Available	Viscosity (cSt)	Not Available
Initial boiling point and boiling range (°C)	Not Available	Molecular weight (g/mol)	Not Available
Flash point (°C)	Not Available	Taste	Not Available
Evaporation rate	Not Available	Explosive properties	Not Available
Flammability	Not Available	Oxidising properties	Not Available
Upper Explosive Limit (%)	Not Available	Surface Tension (dyn/cm or mN/m)	Not Available
Lower Explosive Limit (%)	Not Available	Volatile Component (%vol)	Not Available
Vapour pressure (kPa)	Not Available	Gas group	Not Available
Solubility in water (g/L)	Immiscible	pH as a solution (1%)	Not Available
Vapour density (Air = 1)	Not Available	VOC g/L	Not Available

## SECTION 10 STABILITY AND REACTIVITY

Reactivity	See section 7
Chemical stability	<ul style="list-style-type: none"> <li>▶ Unstable in the presence of incompatible materials.</li> <li>▶ Product is considered stable.</li> <li>▶ Hazardous polymerisation will not occur.</li> </ul>
Possibility of hazardous reactions	See section 7
Conditions to avoid	See section 7
Incompatible materials	See section 7
Hazardous decomposition products	See section 5

## SECTION 11 TOXICOLOGICAL INFORMATION

### Information on toxicological effects

Inhaled	<p>Inhalation of vapours may cause drowsiness and dizziness. This may be accompanied by sleepiness, reduced alertness, loss of reflexes, lack of co-ordination, and vertigo.</p> <p>Inhalation of vapours or aerosols (mists, fumes), generated by the material during the course of normal handling, may be damaging to the health of the individual.</p> <p>There is some evidence to suggest that the material can cause respiratory irritation in some persons. The body's response to such irritation can cause further lung damage.</p> <p>Inhalation of high concentrations of gas/vapour causes lung irritation with coughing and nausea, central nervous depression with headache and dizziness, slowing of reflexes, fatigue and inco-ordination.</p> <p>Central nervous system (CNS) depression may include general discomfort, symptoms of giddiness, headache, dizziness, nausea, anaesthetic effects, slowed reaction time, slurred speech and may progress to unconsciousness. Serious poisonings may result in respiratory depression and may be fatal.</p>
Ingestion	<p>Swallowing of the liquid may cause aspiration into the lungs with the risk of chemical pneumonitis; serious consequences may result. (ICSC13733)</p> <p>Accidental ingestion of the material may be damaging to the health of the individual.</p> <p>Ingestion of petroleum hydrocarbons can irritate the pharynx, oesophagus, stomach and small intestine, and cause swellings and ulcers of the mucous.</p> <p>Symptoms include a burning mouth and throat; larger amounts can cause nausea and vomiting, narcosis, weakness, dizziness, slow and shallow breathing, abdominal swelling, unconsciousness and convulsions.</p>
Skin Contact	<p>The liquid may be miscible with fats or oils and may degrease the skin, producing a skin reaction described as non-allergic contact dermatitis. The material is unlikely to produce an irritant dermatitis as described in EC Directives .</p> <p>Repeated exposure may cause skin cracking, flaking or drying following normal handling and use.</p> <p>The material may accentuate any pre-existing dermatitis condition</p> <p>Open cuts, abraded or irritated skin should not be exposed to this material</p> <p>Entry into the blood-stream, through, for example, cuts, abrasions or lesions, may produce systemic injury with harmful effects. Examine the skin prior to the use of the material and ensure that any external damage is suitably protected.</p>
Eye	There is some evidence to suggest that this material can cause eye irritation and damage in some persons.
Chronic	<p>Prolonged or repeated skin contact may cause drying with cracking, irritation and possible dermatitis following.</p> <p>Substance accumulation, in the human body, may occur and may cause some concern following repeated or long-term occupational exposure.</p> <p>Constant or exposure over long periods to mixed hydrocarbons may produce stupor with dizziness, weakness and visual disturbance, weight loss and anaemia, and reduced liver and kidney function. Skin exposure may result in drying and cracking and redness of the skin.</p>

Storm System Cat 2 Oil Semi-Transparent Clear Base 20095	TOXICITY	IRRITATION
	Not Available	Not Available
C14-20 aliphatics (<=2% aromatics)	TOXICITY	IRRITATION
	Dermal (rabbit) LD50: >2000 mg/kg <sup>[1]</sup>	Eye : Not irritating (OECD 405) *
	Dermal (rabbit) LD50: >2000 mg/kg <sup>[1]</sup>	Skin : Not irritating (OECD 404)*
	Oral (rat) LD50: >5000 mg/kg <sup>[1]</sup>	
	Oral (rat) LD50: >5000 mg/kg <sup>[1]</sup>	

#### Legend:

1. Value obtained from Europe ECHA Registered Substances - Acute toxicity 2.\* Value obtained from manufacturer's SDS. Unless otherwise specified data

extracted from RTECS - Register of Toxic Effect of chemical Substances

<b>C14-20 ALIPHATICS (&lt;=2% AROMATICS)</b>	Studies indicate that normal, branched and cyclic paraffins are absorbed from the mammalian gastrointestinal tract and that the absorption of n-paraffins is inversely proportional to the carbon chain length, with little absorption above C30. With respect to the carbon chain lengths likely to be present in mineral oil, n-paraffins may be absorbed to a greater extent than iso- or cyclo-paraffins. The major classes of hydrocarbons have been shown to be well absorbed by the gastrointestinal tract in various species. *Exxsol D 100 SDS		
<b>Acute Toxicity</b>	☉	<b>Carcinogenicity</b>	☉
<b>Skin Irritation/Corrosion</b>	☉	<b>Reproductivity</b>	☉
<b>Serious Eye Damage/Irritation</b>	☉	<b>STOT - Single Exposure</b>	☉
<b>Respiratory or Skin sensitisation</b>	☉	<b>STOT - Repeated Exposure</b>	☉
<b>Mutagenicity</b>	☉	<b>Aspiration Hazard</b>	✓

**Legend:** ✗ – Data available but does not fill the criteria for classification  
 ✓ – Data available to make classification  
 ☉ – Data Not Available to make classification

## SECTION 12 ECOLOGICAL INFORMATION

### Toxicity

Ingredient	Endpoint	Test Duration (hr)	Species	Value	Source
C14-20 aliphatics (<=2% aromatics)	NOEC	48	Crustacea	≈10mg/L	1
C14-20 aliphatics (<=2% aromatics)	LC50	96	Fish	2.2mg/L	4
C14-20 aliphatics (<=2% aromatics)	NOEC	3072	Fish	≈1 mg/L	1

**Legend:** Extracted from 1. IUCLID Toxicity Data 2. Europe ECHA Registered Substances - Ecotoxicological Information - Aquatic Toxicity 3. EPIWIN Suite V3.12 (QSAR) - Aquatic Toxicity Data (Estimated) 4. US EPA, Ecotox database - Aquatic Toxicity Data 5. ECETOC Aquatic Hazard Assessment Data 6. NITE (Japan) - Bioconcentration Data 7. METI (Japan) - Bioconcentration Data 8. Vendor Data

When spilled this product may act as a typical oil, causing a film, sheen, emulsion or sludge at or beneath the surface of the body of water. The oil film on water surface may physically affect the aquatic organisms, due to the interruption of the oxygen transfer between the air and the water

Oils of any kind can cause:

- ▶ drowning of water-fowl due to lack of buoyancy, loss of insulating capacity of feathers, starvation and vulnerability to predators due to lack of mobility
- ▶ lethal effects on fish by coating gill surfaces, preventing respiration
- ▶ asphyxiation of benthic life forms when floating masses become engaged with surface debris and settle on the bottom and
- ▶ adverse aesthetic effects of fouled shoreline and beaches

In case of accidental releases on the soil, a fine film is formed on the soil, which prevents the plant respiration process and the soil particle saturation. It may cause deep water infestation.

For Petroleum Derivatives:

**Environmental Fate:** Chemical analysis for all individual compounds in a petroleum bulk product released to the environment is generally unrealistic due to the complexity of these mixtures and the laboratory expense. This is further complicated by differences in behavior of the substances in water, and biological/non-biological processes.

**Atmospheric Fate:** Petroleum derivatives with high vapor pressures are expected to evaporate and become a vapor. The exact composition of these vapors depends on the composition of the original product. Compounds such as butane, propane, benzene, toluene, ethylbenzene and xylene are preferentially evaporated from gasoline.

**Terrestrial Fate:** Petroleum products migrate through soil as bulk flow or by the separation of individual compounds from the bulk flow. Bulk flow results in rapid soil infiltration. Factors affecting the rate of bulk oil infiltration include soil moisture content, vegetation, terrain, climate, rate of release, soil particle size, (e.g., sand versus clay), and oil viscosity, (e.g., gasoline versus motor oil).

These substances can persist in soil for years, which can lead to contamination of groundwater. As the bulk product migrates through the soil column, individual compounds may separate from the mixture and migrate independently. Light-fraction hydrocarbons tend to migrate readily through soil and heavier weight petroleum is generally more persistent in soil. The presence of oil should increase soil temperature, particularly at the surface.

**Aquatic Fate:** Almost all motor and heating oils are less dense than water. Solubility of these substances generally decreases with increasing molecular weight. Many compounds that are insoluble/immobile in water are soluble in bulk oil and will migrate along with the bulk oil flow.

**Biodegradation:** Microbes found in many natural settings have been shown to degrade organic compounds; however, low rates of breakdown are expected and are limited by environmental factors and chemical composition of the product released. The final products of microbial degradation are carbon dioxide, water, and microbial biomass. In almost all cases, the presence of oxygen is essential for effective biodegradation of oil. Petroleum hydrocarbons in low oxygen environments have extremely low rates of degradation. The ideal pH range to promote biodegradation is close to neutral, (6-8). Soil moisture content will affect biodegradation of oils. Biodegradation rates in soils are also affected by the volume of product released to the environment. All biological transformations are affected by temperature. Generally, as the temperature increases, biological activity tends to increase up to a temperature where enzyme denaturation occurs. The optimal temperature for biodegradation to occur ranges from 18 C to 30C.

**Ecotoxicity:** Large amounts of petroleum derivatives that enter the environment are expected to cause serious long-term damage. Each oil spill will have a different impact on wildlife and the surrounding environment, depending on type of substance released, location, species affected, weather, etc. These substances can coat the bodies of wildlife with a thick layer which inhibits their activities. Ingestion of these substances by wildlife will lead to movement up the food chain.

**DO NOT discharge into sewer or waterways.**

### Persistence and degradability

Ingredient	Persistence: Water/Soil	Persistence: Air
	No Data available for all ingredients	No Data available for all ingredients

### Bioaccumulative potential

Ingredient	Bioaccumulation
C14-20 aliphatics (<=2% aromatics)	LOW (BCF = 159)

Continued...


**Mobility in soil**

Ingredient	Mobility
	No Data available for all ingredients

**SECTION 13 DISPOSAL CONSIDERATIONS****Waste treatment methods**

<b>Product / Packaging disposal</b>	<ul style="list-style-type: none"> <li>▶ <b>DO NOT allow wash water from cleaning or process equipment to enter drains.</b></li> <li>▶ It may be necessary to collect all wash water for treatment before disposal.</li> <li>▶ In all cases disposal to sewer may be subject to local laws and regulations and these should be considered first.</li> <li>▶ Where in doubt contact the responsible authority.</li> <li>▶ Recycle wherever possible.</li> <li>▶ Consult manufacturer for recycling options or consult local or regional waste management authority for disposal if no suitable treatment or disposal facility can be identified.</li> <li>▶ Dispose of by: burial in a land-fill specifically licensed to accept chemical and / or pharmaceutical wastes or Incineration in a licensed apparatus (after admixture with suitable combustible material).</li> <li>▶ Decontaminate empty containers. Observe all label safeguards until containers are cleaned and destroyed.</li> </ul>
-------------------------------------	--

**SECTION 14 TRANSPORT INFORMATION****Labels Required**

	
<b>Marine Pollutant</b>	NO

**Land transport (DOT)**

<b>UN number</b>	1268				
<b>UN proper shipping name</b>	Petroleum distillates, n.o.s. or Petroleum products, n.o.s.				
<b>Transport hazard class(es)</b>	<table border="1"> <tbody> <tr> <td>Class</td> <td>3</td> </tr> <tr> <td>Subrisk</td> <td>Not Applicable</td> </tr> </tbody> </table>	Class	3	Subrisk	Not Applicable
Class	3				
Subrisk	Not Applicable				
<b>Packing group</b>	III				
<b>Environmental hazard</b>	Not Applicable				
<b>Special precautions for user</b>	<table border="1"> <tbody> <tr> <td>Hazard Label</td> <td>3</td> </tr> <tr> <td>Special provisions</td> <td>144, B1, IB3, T4, TP1, TP29</td> </tr> </tbody> </table>	Hazard Label	3	Special provisions	144, B1, IB3, T4, TP1, TP29
Hazard Label	3				
Special provisions	144, B1, IB3, T4, TP1, TP29				

**Air transport (ICAO-IATA / DGR)**

<b>UN number</b>	1268														
<b>UN proper shipping name</b>	Petroleum distillates, n.o.s.; Petroleum products, n.o.s.														
<b>Transport hazard class(es)</b>	<table border="1"> <tbody> <tr> <td>ICAO/IATA Class</td> <td>3</td> </tr> <tr> <td>ICAO / IATA Subrisk</td> <td>Not Applicable</td> </tr> <tr> <td>ERG Code</td> <td>3L</td> </tr> </tbody> </table>	ICAO/IATA Class	3	ICAO / IATA Subrisk	Not Applicable	ERG Code	3L								
ICAO/IATA Class	3														
ICAO / IATA Subrisk	Not Applicable														
ERG Code	3L														
<b>Packing group</b>	III														
<b>Environmental hazard</b>	Not Applicable														
<b>Special precautions for user</b>	<table border="1"> <tbody> <tr> <td>Special provisions</td> <td>A3</td> </tr> <tr> <td>Cargo Only Packing Instructions</td> <td>366</td> </tr> <tr> <td>Cargo Only Maximum Qty / Pack</td> <td>220 L</td> </tr> <tr> <td>Passenger and Cargo Packing Instructions</td> <td>355</td> </tr> <tr> <td>Passenger and Cargo Maximum Qty / Pack</td> <td>60 L</td> </tr> <tr> <td>Passenger and Cargo Limited Quantity Packing Instructions</td> <td>Y344</td> </tr> <tr> <td>Passenger and Cargo Limited Maximum Qty / Pack</td> <td>10 L</td> </tr> </tbody> </table>	Special provisions	A3	Cargo Only Packing Instructions	366	Cargo Only Maximum Qty / Pack	220 L	Passenger and Cargo Packing Instructions	355	Passenger and Cargo Maximum Qty / Pack	60 L	Passenger and Cargo Limited Quantity Packing Instructions	Y344	Passenger and Cargo Limited Maximum Qty / Pack	10 L
Special provisions	A3														
Cargo Only Packing Instructions	366														
Cargo Only Maximum Qty / Pack	220 L														
Passenger and Cargo Packing Instructions	355														
Passenger and Cargo Maximum Qty / Pack	60 L														
Passenger and Cargo Limited Quantity Packing Instructions	Y344														
Passenger and Cargo Limited Maximum Qty / Pack	10 L														

**Sea transport (IMDG-Code / GGVSee)**

<b>UN number</b>	1268
<b>UN proper shipping name</b>	PETROLEUM DISTILLATES, N.O.S. or PETROLEUM PRODUCTS, N.O.S.



Transport hazard class(es)	IMDG Class	3
	IMDG Subrisk	Not Applicable
Packing group	III	
Environmental hazard	Not Applicable	
Special precautions for user	EMS Number	F-E, S-E
	Special provisions	223 363 955
	Limited Quantities	5 L

**Transport in bulk according to Annex II of MARPOL and the IBC code**

Not Applicable

**SECTION 15 REGULATORY INFORMATION****Safety, health and environmental regulations / legislation specific for the substance or mixture****C14-20 ALIPHATICS (<=2% AROMATICS)(64742-47-8.) IS FOUND ON THE FOLLOWING REGULATORY LISTS**

US - Alaska Limits for Air Contaminants	US - Vermont Permissible Exposure Limits Table Z-1-A Transitional Limits for Air Contaminants
US - California Permissible Exposure Limits for Chemical Contaminants	US - Washington Permissible exposure limits of air contaminants
US - California Proposition 65 - Carcinogens	US - Wyoming Toxic and Hazardous Substances Table Z1 Limits for Air Contaminants
US - Hawaii Air Contaminant Limits	US ACGIH Threshold Limit Values (TLV)
US - Idaho - Limits for Air Contaminants	US ACGIH Threshold Limit Values (TLV) - Carcinogens
US - Michigan Exposure Limits for Air Contaminants	US National Toxicology Program (NTP) 14th Report Part A Known to be Human Carcinogens
US - Minnesota Permissible Exposure Limits (PELs)	US NIOSH Recommended Exposure Limits (RELs)
US - Oregon Permissible Exposure Limits (Z-1)	US OSHA Permissible Exposure Levels (PELs) - Table Z1
US - Pennsylvania - Hazardous Substance List	US Priority List for the Development of Proposition 65 Safe Harbor Levels - No Significant Risk Levels (NSRLs) for Carcinogens and Maximum Allowable Dose Levels (MADLs) for Chemicals Causing Reproductive Toxicity
US - Tennessee Occupational Exposure Limits - Limits For Air Contaminants	US Toxic Substances Control Act (TSCA) - Chemical Substance Inventory
US - Vermont Permissible Exposure Limits Table Z-1-A Final Rule Limits for Air Contaminants	

**Federal Regulations****Superfund Amendments and Reauthorization Act of 1986 (SARA)****SECTION 311/312 HAZARD CATEGORIES**

Immediate (acute) health hazard	Yes
Delayed (chronic) health hazard	No
Fire hazard	Yes
Pressure hazard	No
Reactivity hazard	No

**US. EPA CERCLA HAZARDOUS SUBSTANCES AND REPORTABLE QUANTITIES (40 CFR 302.4)**

None Reported

**State Regulations****US. CALIFORNIA PROPOSITION 65**

WARNING: This product contains a chemical known to the State of California to cause cancer and birth defects or other reproductive harm

**US - CALIFORNIA PREPOSITION 65 - CARCINOGENS & REPRODUCTIVE TOXICITY (CRT): LISTED SUBSTANCE**

Soots, tars, and mineral oils (untreated and mildly treated oils and used engine oils) Listed

National Inventory	Status
Australia - AICS	Y
Canada - DSL	Y
Canada - NDSL	N (C14-20 aliphatics (<=2% aromatics))>
China - IECSC	Y
Europe - EINEC / ELINCS / NLP	Y
Japan - ENCS	Y
Korea - KECI	Y
New Zealand - NZIoC	Y
Philippines - PICCS	Y
USA - TSCA	Y
<b>Legend:</b>	Y = All ingredients are on the inventory N = Not determined or one or more ingredients are not on the inventory and are not exempt from listing(see specific ingredients in brackets)

## SECTION 16 OTHER INFORMATION

### CONTACT POINT

\*\*PLEASE NOTE THAT TITANIUM DIOXIDE IS NOT PRESENT IN CLEAR OR NEUTRAL BASES\*\*

### Other information

#### Ingredients with multiple cas numbers

Name	CAS No
C14-20 aliphatics (<=2% aromatics)	64741-91-9., 64742-47-8., 64742-46-7.

Classification of the preparation and its individual components has drawn on official and authoritative sources as well as independent review by the Chemwatch Classification committee using available literature references.

The SDS is a Hazard Communication tool and should be used to assist in the Risk Assessment. Many factors determine whether the reported Hazards are Risks in the workplace or other settings. Risks may be determined by reference to Exposures Scenarios. Scale of use, frequency of use and current or available engineering controls must be considered.

### Definitions and abbreviations

PC—TWA: Permissible Concentration-Time Weighted Average  
PC—STEL: Permissible Concentration-Short Term Exposure Limit  
IARC: International Agency for Research on Cancer  
ACGIH: American Conference of Governmental Industrial Hygienists  
STEL: Short Term Exposure Limit  
TEEL: Temporary Emergency Exposure Limit,  
IDLH: Immediately Dangerous to Life or Health Concentrations  
OSF: Odour Safety Factor  
NOAEL :No Observed Adverse Effect Level  
LOAEL: Lowest Observed Adverse Effect Level  
TLV: Threshold Limit Value  
LOD: Limit Of Detection  
OTV: Odour Threshold Value  
BCF: BioConcentration Factors  
BEI: Biological Exposure Index

This document is copyright.

Apart from any fair dealing for the purposes of private study, research, review or criticism, as permitted under the Copyright Act, no part may be reproduced by any process without written permission from CHEMWATCH.

TEL (+61 3) 9572 4700.